



教育局
Education Bureau



香港教育大學
The Education University
of Hong Kong

Parent Education Talk for Non-Chinese Speaking Parents: From Kindergarten to Primary July 3, 2021



Tikky Sing Pui To-Chan

EdD, MEd, BEd

Adjunct Assistant Professor

Department of Early Childhood Education



Member, Centre for Child and Family Science

The Education University of Hong Kong



Congratulations to your child's success

Graduating from the kindergarten and promoting to the primary school represents a milestone and marks the beginning of a new phase to your child



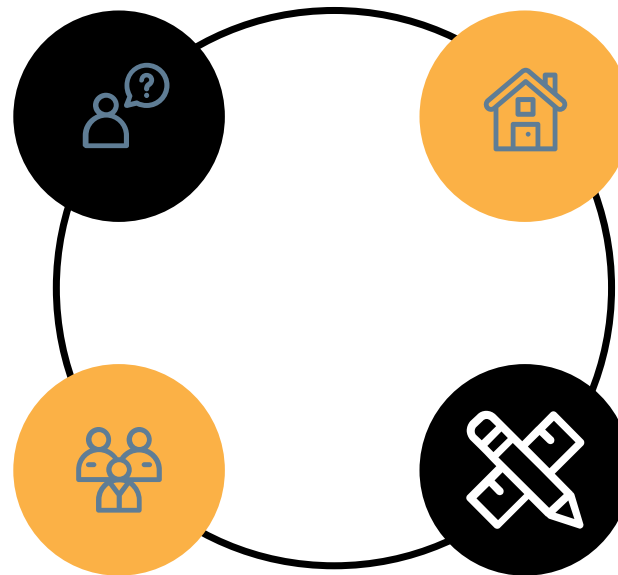
Developmental Challenge

Self

Will experience a change of identity

People

Will have new teachers and to make new friends





School

Will adapt to a new learning environment

Work


Will meet new requirements in school, class, curriculum and learning



Adaptation to school and study takes time
Building up confidence is the most important

**“A strong, positive self-image is the
best possible preparation for success.”**

—Joyce Brothers, an American psychologist





Schools will offer support and provide
effective teaching
But it requires **parents' support &
motivation**
For **your child's educational success!**



Support & motivate your child



1

To adapt to the school life and culture

2

To integrate into the school and class community life

3

To face challenges in language, communication and learning

4

With knowledge, skills and **interests** about primary school life

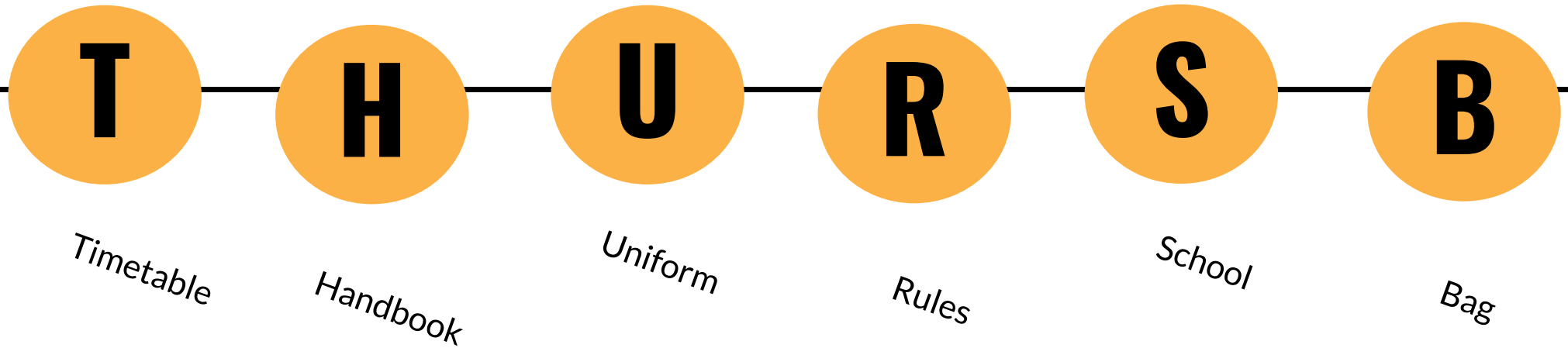
From Kindergarten to Primary



Parents' Support & Motivation ↴

Teachers' Effective Teaching ↴

Students' Educational Success





T for Timetable

Kindergarten Timetable (Theme-based)



K1 (for 3-4 year olds) (Morning Session)			
Liang	Assistant Teacher: Ms. Chan		English Teacher: Ms. Amy
Mon.	Tue.	Wed.	Thur.
Early Arrival (free choice and play-based learning)			
Morning Greeting (Music, Story reading, Craft, Sharing..etc)			
Physical Movement (indoor gym)	Toilet Time	9:00-9:30 Physical Movement (indoor gym)	Toilet Time
Toilet Time	9:10-9:40 Thematic Learning		9:10-9:55 Thematic Learning
Early Reading	9:40-9:55 Music	Early Reading	
Toilet Time and Snack			
English Learning Time			
Thematic Learning	10:50-11:05 Story Reading and Sharing	Thematic Learning	10:50-11:05 Physical Movement
Music	11:05-11:30 Physical Movement (indoor gym)	Music	11:05-11:25 Music
End of the Day Routine Time (packing school bags)			

Examples

Primary School Timetable (Subject-based)

Living habit

Self-care

節數	星期 時間	一	二	三	四	五
	8:00—8:15	早禱/早讀	早會	早禱/英讀	早會	早禱/早讀
	8:15—8:30	班 主 任 課				
1	8:30—9:05	中 文	中 文	中 文	英 文	中 文
2	9:05—9:40	中 文	中 文	中 文	數 學	數 學
	9:40—9:55	小 息				
3	9:55—10:30	英 文	英 文	英 文	成長	英 文
4	10:30—11:05	英 文	英 文	英 文	中文	英 文
	11:05—11:20	小 息				
5	11:20—11:55	數 學	數 學	數 學	聖 經	常 識
6	11:55—12:30	數 學	普 通 話	常 識	常 識	常 識
	12:30—1:05	午 膳				
	1:05—1:20	午 息				
7	1:20—2:00	低年級週會/ 導 修	高年級週會/ 導 修	導 修	導 修	音 樂
8	2:00—2:30	視覺藝術	音 樂	圖書	體 育	聯課 活動
9	2:30—3:05	視覺藝術	體 育	電腦	普 通 話	導修
	3:05—3:20	放 學				
課 組	3:10—3:40	輔 導 班 / 躍 進 班 / 拔 尖 班				

Subjects:

Chinese
English
Mathematics
Social Studies
Visual Arts
Physical Education
Music
Putonghua
Computer
Bible Studies
Joint Studies

Other Activities:

Morning Assembly
English Reading Activity
Growth Activity
Lower Primary Weekly Assembly
Tutorial
Library
Remedial Class
Stepping Forward Class
Enhancement Class

Different subject teachers

Implications to
packing school bags


Example




What & How



Living Habits


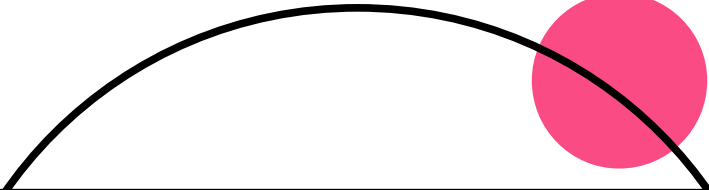


Sleep and get up earlier
Sufficient time for breakfast,
transport/walking



Self-help Skills

Go to toilet, eat & drink independently
Bring the recess bag
Pick the right things





H for Handbook

Handbook

For communication of homework and notices

Examples

Real Case sharing





Motivate and support




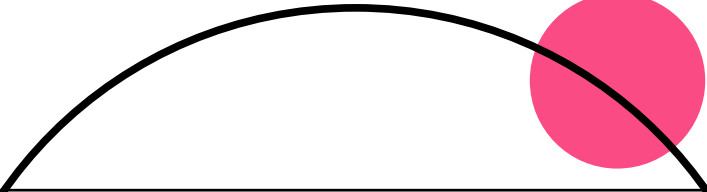
An Essential Learning Skill

Writing in Chinese to inform
and plan



A Critical View

Diary entry is interesting &
meaningful





**U for
Uniform**

Uniform

What are new to your child?
What are the concerns?

Discipline
&
Image



Examples






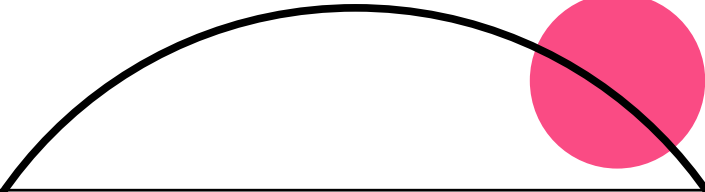

What & How



Self-care



Go to the store together
Try on the school uniform
Allow options as far as possible
Mark names on all clothing






R for Rules

Rules

Examples



NEW CLASSROOM RULES

- Lorem ipsum dolor sit amet, consectetur adipiscing elit. Phasellus vestibulum justo consectetur, bibendum lectus at, facilisis massa.
- Phasellus faucibus magna in mauris interdum, in porta ligula elementum. Cras sodales lectus vel arcu tristique, et sodales faucibus.
- Praesent nec dolor quis odio tincidunt accumsan posuere euismod. Nam at tempor nibh. Aliquam phasellus elit est, id cursus neque convallis et. Quisque consectetur augue nulla, eget euismod diam hendrerit eget.
- Sed nisi sem, malesuada euismod tincidunt a, convallis sit amet lectus. Duis ac leo id augue bibendum volutpat.

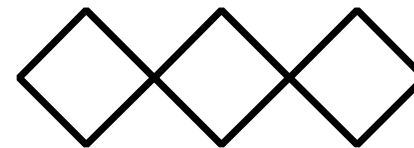

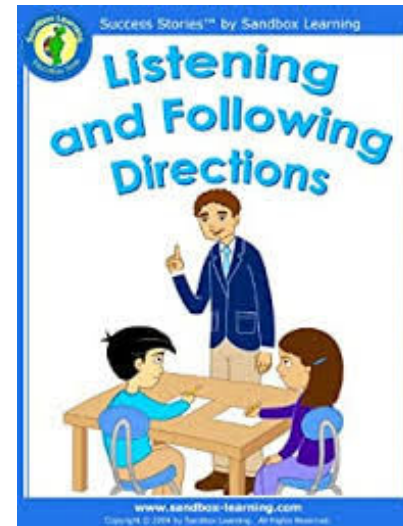



Can't tell at present



1266680681



The Coping Strategy





S for School

School Building


A huge difference between kindergartens and primary schools



Examples



What & How



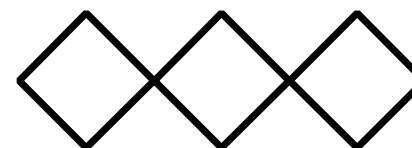


School Visit

Try out the route
Walk around the school
building

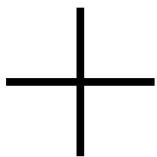


Orientation Meeting



Join the orientation meeting
Understand the school's mottos and life



B for Bags



What & How



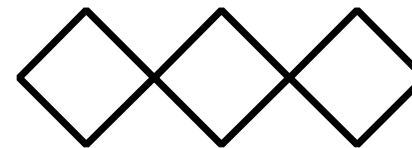

Coping Strategy

Jointly decide on the school bag
Take into account of interests
and needs



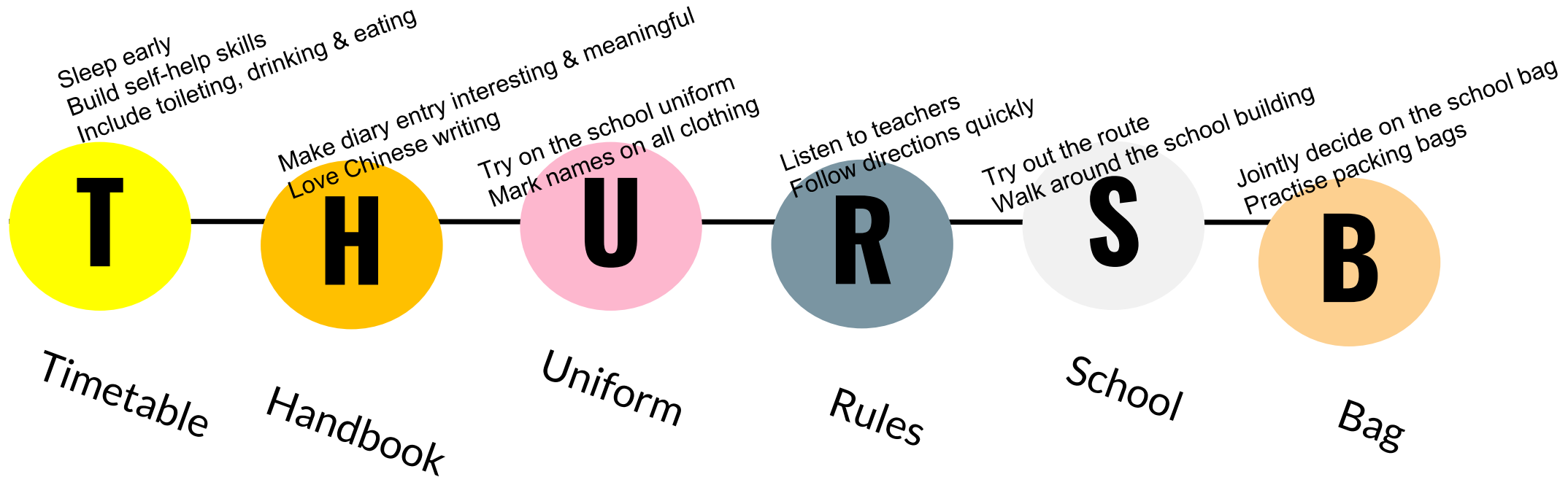
Self-help Skills

Practise packing bags
Pack according to the
timetable



From Kindergarten to Primary

Support & Motivate your child to





Q & A

THANKS!

CREDITS: This presentation template was created by
[Slidesgo](#), including icons by [Flaticon](#), infographics & images by
[Freepik](#) and illustrations by [Storyset](#).